

CTEZED 20.4 HN on IVECO

↑ 20 m

→ 8,2 m

👤👤 250 kg

Compactness and versatility, to carry out different works at height

Compact.
Easy to maneuver.
Easy to maintain.



CTEZED 20.4 HN on IVECO

20 m of working height, 8,2 m of outreach and 250 kg of load capacity in absolute safety



**HN
Stabilisation**



**Stability
at height**



Compactness



**Unrestricted
working area**

TECHNICAL DATA

- » Sigma Boom + telescopic boom with single extension
- » Hydraulic hoses and electric wires inside the booms
- » $\pm 115^\circ$ Turret rotation
- » Proportional, simultaneous electrohydraulic controls from basket and ground
- » Duplicated ground/basket control stations
- » Truck Engine start&stop at both control stations
- » Anti-slip aluminum deck
- » Aluminum platform basket
- » $\pm 65^\circ$ hydraulic basket rotation
- » Master/Slave hydraulic basket levelling
- » 4 hydraulic outriggers HS+HS with ground contact sensors
- » Full performances with narrow jacking
- » Complete automatic closing including basket centering
- » Automatic basket only or turret only centering available as option
- » Engine rpm management
- » CTE Connect system to limit outreach and working height available as option
- » Cabin anticollision device
- » Load cell
- » Hydraulic pump powered by vehicle PTO
- » Hand pump for emergency operation
- » PTO engaged buzzer
- » Bubble spirit level
- » Hour meter
- » Interlock booms/outriggers
- » 230 V AC available at the basket control station
- » Standard boom colours blue (RAL 5017) and white (RAL 9003)
- » Customized colour and schemes available upon request
- » EN 280:2015 CE certified



watch the video

STRENX™
PERFORMANCE STEEL

IPAF



SSAB STEEL



FACILITATED ACCESS

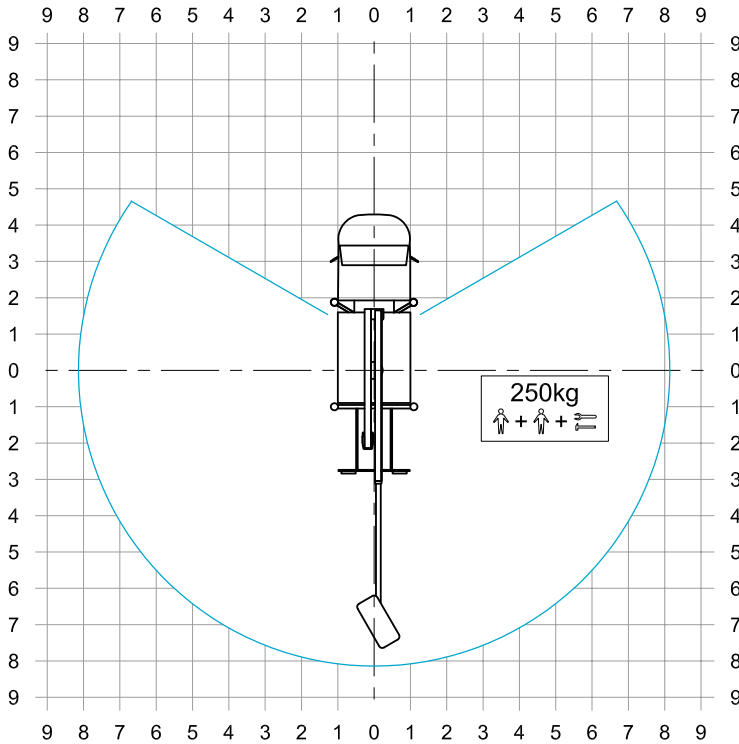


EASY TO MANEUVER

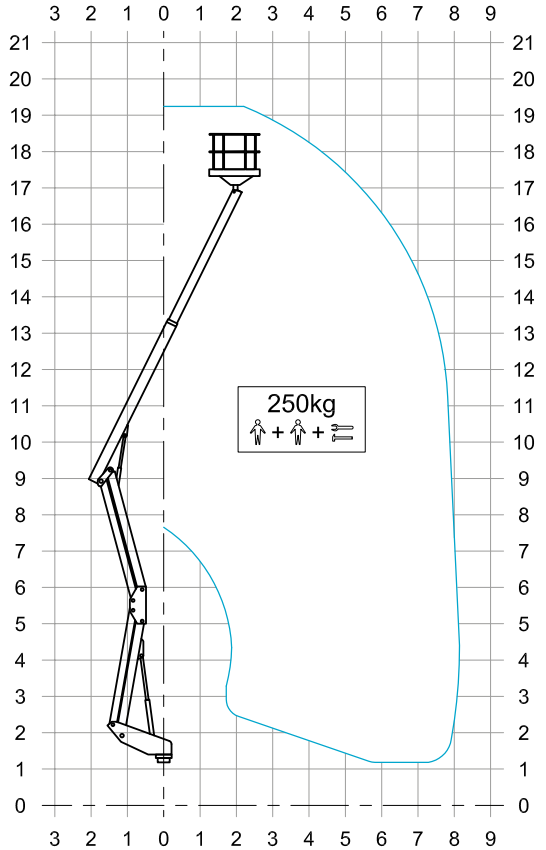


UP & OVER

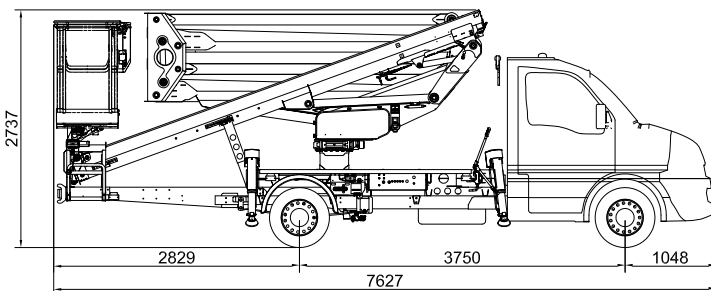
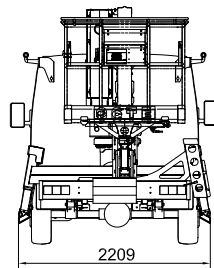
OUTRIGGER FOOTPRINT



WORKING ENVELOPE



DIMENSIONS

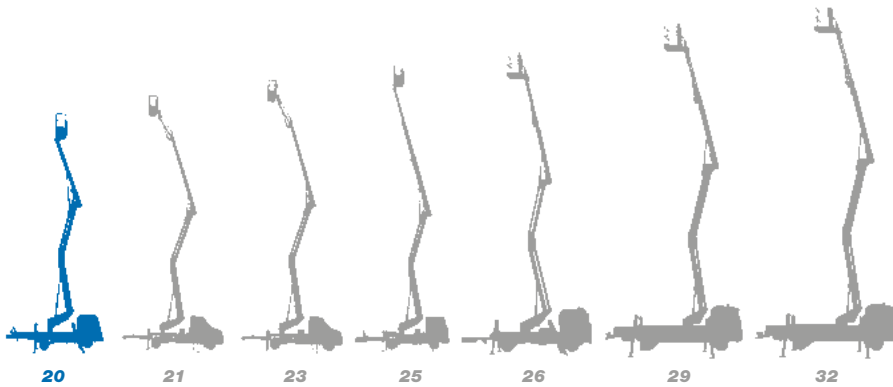


- 20* m** **1,4 x 0,7 x 1,1 m**
- 18* m** **8,2* m**
- 250** kg** **GVW min 3.500 kg**
- VTR 220** kg**

* outreach and height max values and repeatability can change within ± 3% due to manufacturing variation and working condition.
 ** with load cell option.



Articulated truck-mounted platforms range from 20 m to 32 m



- ★ Most versatile boom configuration
- ★ Most compact machine in its class
- ★ Clean top boom
- ★ Friendly to use intuitive controls
- ★ Easy maintenance
- ★ Excellent boom rigidity during operation



We are CTE, one of the largest
european groups in the field of
lifting people and handling of material.



After sales
assistance



Service
spare parts



Scheduled
maintenance



On-site
assistance



Authorized
workshops

Efficient services, innovative technical solutions, timely assistance, professional advice and training: 'Work Becomes Easy' is all this. A style, a philosophy at the heart of which are our customers, their safety, their quality of life. For this reason there is a group in CTE united by ideas, motivation and passion to simplify the work of companies active in the lifting of people and objects.



CTE s.p.a.
Via Caproni, 7
38068 Rovereto (TN)

Factory
Loc. Terramatta, 5
37010 Rivoli Veronese (VR)

Tel. +39 0464 48.50.50
info@ctelift.com
www.ctelift.com



UNI EN ISO 9001:2008 IT 61659